

How to submit your maintenance requests easily.

We understand that things happen and we want to make sure you're feeling taken care of. For your convenience, you'll have **free access** to our easy-to-use digital maintenance app, Property Meld, to submit maintenance issues.



Getting Started

Create a Property Meld account by accepting the invitation we sent to your email address on file. Click "**Confirm Your Information**" to register.



How to Submit a Maintenance Request

1. Login to your Property Meld account by visiting app.propertymeld.com or your property management company's website.
2. Click **Meld Requests** and choose **New Meld**.
3. Enter your maintenance request information and click **Create**.
4. Choose up to five time slots of availability for the repair to be fixed.



WHY SHOULD I USE IT?

With Property Meld, we upgraded the process to repair your maintenance issues faster and easier.


- **Easy Submission** — Submit a maintenance issue from your device at any time.
- **Stress-Free Scheduling** — Suggest times that you want the technician to fix the issue.
- **Direct Communication** — Have the capability to message the technician directly. You can share pictures too!
- **Rate the Process** — Once the repair is complete, share your experience and feedback with us.

HOW TO

Add Property Meld Shortcut to Your Home Screen


It's easier than ever to submit a maintenance request directly from your smartphone home screen. Learn how to add an “app-like” tile to your home screen without installing a new application.

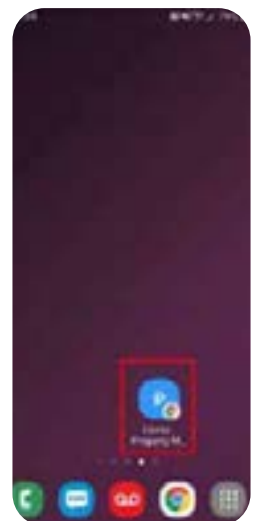
iPhone Users:

1. Open Safari
2. Type **app.propertymeld.com** into the search bar.
3. Click  and choose **Add to Home Screen**.
4. Rename “Property Meld” if desired, then **click Add**.
5. Voila! The icon will be displayed on your home screen and you can easily submit a maintenance request through your resident portal.



Android Users:

1. Open Google Chrome
2. Type **app.propertymeld.com** into the search bar.
3. Click  and choose **Add to Home Screen**.
4. Rename “Property Meld” if desired, then **click Add**.
5. Voila! The icon will be displayed on your home screen and you can easily submit a maintenance request through your resident portal.



**Check out our
Knowledge Base
for more helpful
articles!**

